

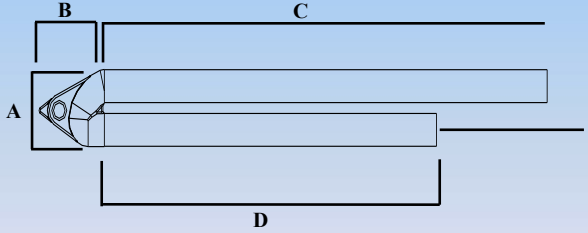
# PE FUSION FITTINGS: FUSION U-DO ELBOW, FUSION U-BEND ASSEMBLY

Size	Part Number
3/4" U-BEND ASSEMBLY	SFUB4
3/4" U-BEND WITH COUPLING	SFUB4C
1" U-BEND ASSEMBLY	SFUB5
1" U-BEND WITH COUPLING	SFUB5C




### U BEND ASSEMBLY DIMENSIONS

Size	A	B	C	D	E
3/4" U-BEND ASSEMBLY	3.11	3.84	24	16	1.75
1" U-BEND ASSEMBLY	3.15	3.84	24	16	1.82



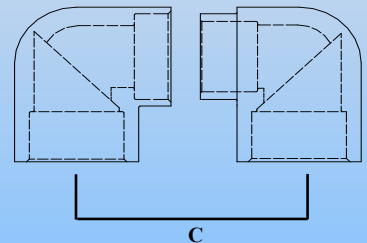
Size	Part Number
USE W/ SPE44 (U-DO 3/4" U-BEND)	SPEU44
USE W/ SPE55 (U-DO 1" U-BEND)	SPEU55
USE W/ SPEU-66M (U-DO 1 1/4" U-BEND)	SPEU-66F
USE W/ SPEU-66F (U-DO 1 1/4" U-BEND)	SPEU-66M



SPEU-66F                      SPEU-66M

### U DO ELBOW DIMENSIONS

Size	Center / Center After Fusion
3/4" U-DO ASSEMBLY	2"
1" U-DO ASSEMBLY	2.25"
1-1/4" U-DO ASSEMBLY	2.75"



NOTE: ALL FITTINGS LISTED ABOVE ARE SDR11



ALL THE "PUMP" YOU NEED AND MORE

1-866-646-6724  
712-652-3424  
www.bdmfginc.com